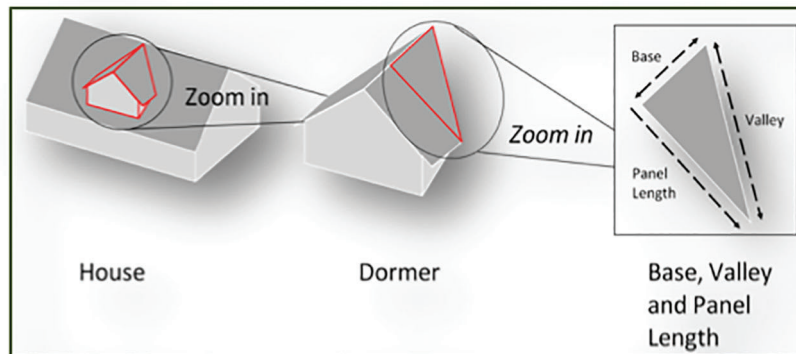
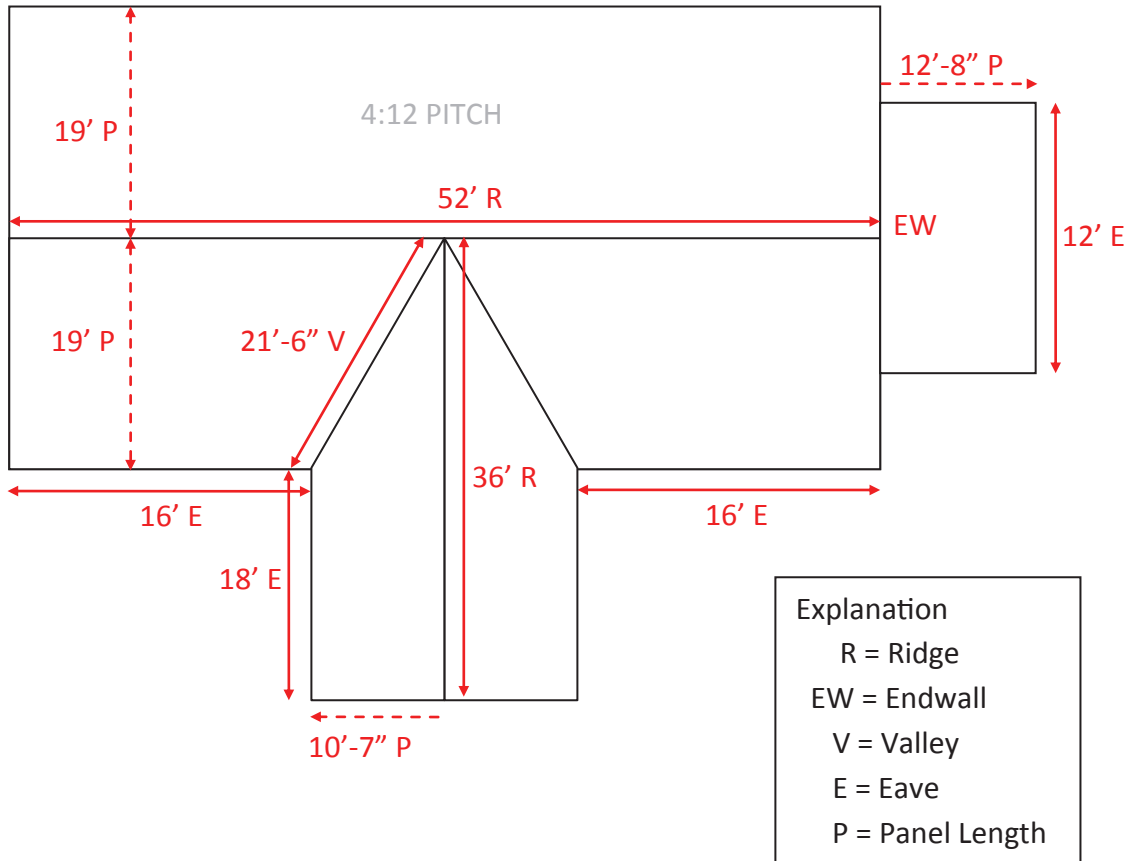


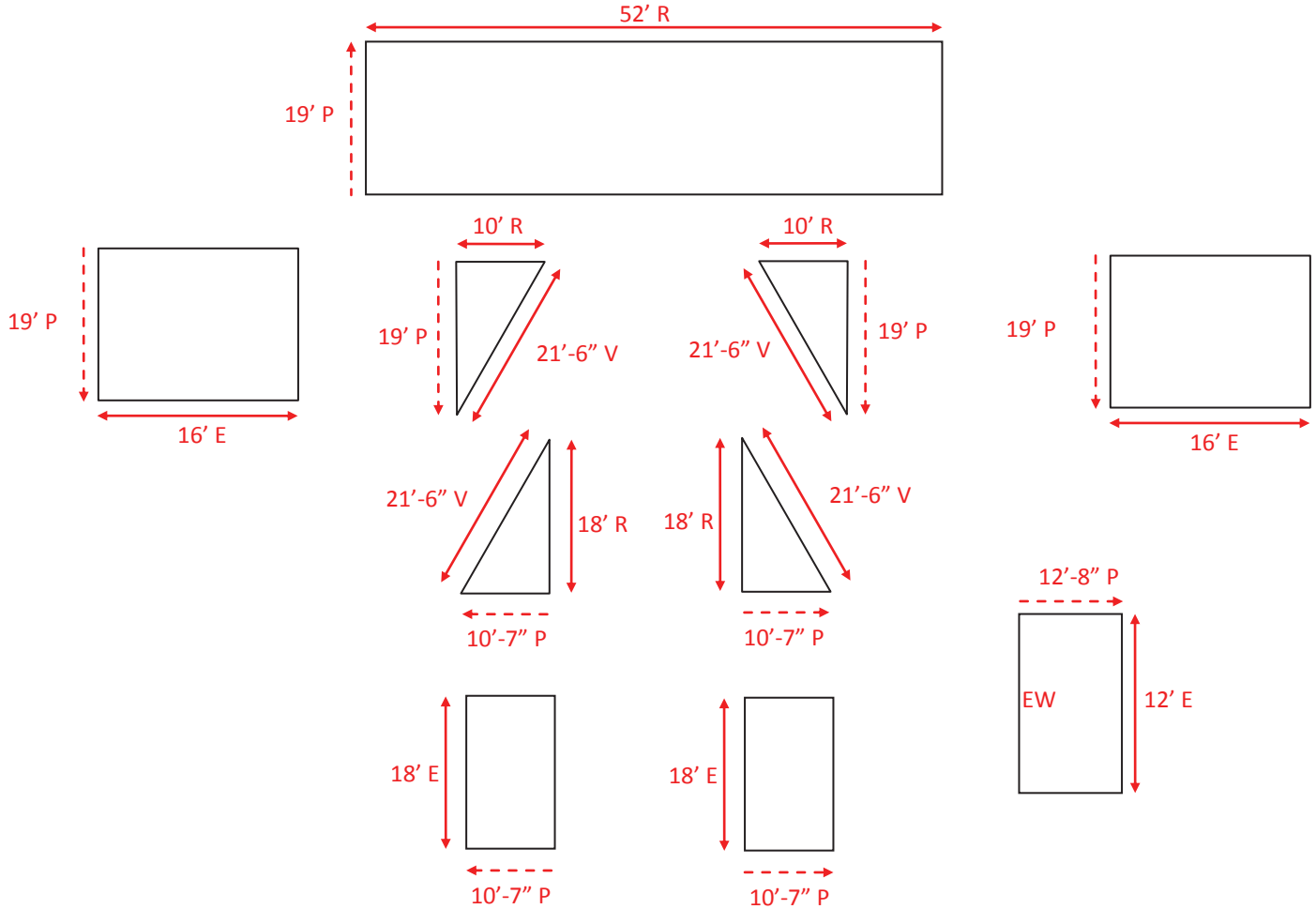
# How to Create a Cut List for Metal Roofing Materials

- The first step in figuring your metal roofing is to make a sketch of it, complete with the roof measurements. Take the house below as an example:



**Note:** Detailed measurements & information allow for a more accurate estimate.

2. The second step is to break it into rectangles and triangles like this:



Explanation
R = Ridge
EW = Endwall
V = Valley
E = Eave
P = Panel Length

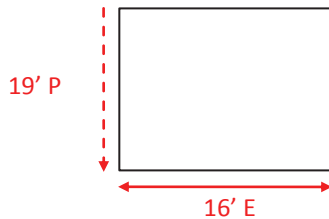
## Figuring Vertical Panel Materials:

### Panels

#### Rectangles:

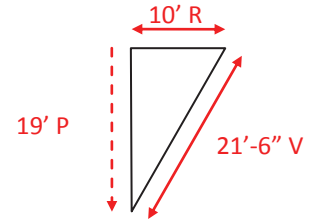
Divide the width of each section by the width of the panel you are using to get the number of panels. Specify the panel lengths, to the half-inch.

In this example, for a 3' wide panel you would need 6pc at 19' long for this section.



#### Triangles:

Measure each panel getting shorter every X length across (replace X with the width of your panel). There will be one panel of each length for each triangle.



Or if you don't mind a little waste, divide the width (10' in this case) by the width of the panel you are using to get the number of panels. The length is as needed.

If you did it this way for the above example, for a 3' wide panel you would need 4pc at 19' long for this section.

Make a list showing the quantity needed for each length. We recommend that you add 2 panels of the longest length.

### Trim

Add up the total footage of each type of trim; ridge, gable, eave, valley, transition, endwall, sidewall, etc and put it in a list like this:

- Ridge – 88 feet
- Gable – 124 feet
- Eave – 132 feet
- Valley – 44 feet
- Endwall – 12 feet

It is recommended that you add about 10% to each trim quantity for waste, trim laps, etc...

All trim is made in 10' lengths

# STANDARD TRIM CHART

## METAL ACCESSORY PROFILES

All Trim Comes in 10' Lengths. We can bend any custom trim. Please email drawing & dimensions



<b>1 Ridge Cap</b> (1A) Specify Pitch 	<b>Single Break Ridge Cap</b> (1B) Specify Pitch 	<b>2 Gable Rake</b> (2A) Paint Side 	<b>Standing Seam Gable Rake</b> (2B) Paint Side 	<b>3 Standing Seam Z-Closure</b> Paint Side 			
<b>4 Sidewall Flashing</b> (4A) Paint Side 	<b>Standing Seam Sidewall Flashing</b> (4B) Paint Side 	<b>5 Endwall Flashing</b> Specify Pitch Paint Side 	<b>6 Valley Flashing</b> Specify Pitch Paint Side 	<b>7 Eave Flashing (Drip Edge)</b> Specify Pitch Paint Side 			
<b>8 FHA Eave</b> Specify Pitch Paint Side 	<b>9 Transition Flashing</b> Specify Pitch Paint Side 	<b>10 Snow Bar</b> Paint Side 	<b>11 J-Mold Standing Seam Wall Soffit</b> (11A) Paint Side 	<b>Tuf/Fib J-Mold</b> (11B) Paint Side 	<b>PBR J-Mold</b> (11C) Paint Side 	<b>Soffit J-Mold</b> (11D) Paint Side 	<b>11C J-Mold</b> (11E) Paint Side 
<b>12 Rake &amp; Corner</b> (12A) Paint Side 	<b>PBR Rake &amp; Corner</b> (12B) Paint Side 	<b>Small Rake &amp; Corner</b> (12C) Paint Side 	<b>13 Fascia</b> Paint Side 	<b>14 Rat Guard</b> Paint Side 	<b>Peak Flashing</b> Specify Pitch Paint Side 	<b>Flat Sheet</b> 4 1/2" 10'	

### ST. GEORGE, UTAH

3113 East Desert Drive  
(435) 627-1829

StGsales@TSMetalSupply.com

### RIVERDALE, UTAH

770 West River Park Drive  
(801) 689-0989

Riverdalesales@tsmetalsupply.com

### PAYSON, UTAH

1688 West American Way  
(385) 297-7663

Paysonsales@TSMetalSupply.com





CUSTOMER NAME: \_\_\_\_\_

EMAIL ADDRESS: \_\_\_\_\_

PHONE NUMBER: \_\_\_\_\_

(CIRCLE ONE) Delivery OR In Store Pick-Up

JOB NAME: \_\_\_\_\_ DELIVERY ADDRESS: \_\_\_\_\_

DATE: \_\_\_\_\_ CITY: \_\_\_\_\_ STATE: \_\_\_\_\_ ZIP: \_\_\_\_\_

PANEL COLOR		
<b>PANEL STYLE</b> (CIRCLE ONE)	Tuff-Rib Standing Seam	PBR Wall/Soffit
<b>PANEL GAUGE</b> (CIRCLE ONE)	29	OR 26
QUANTITY	FOOT	INCH

PANEL COLOR		
<b>PANEL STYLE</b> (CIRCLE ONE)	Tuff-Rib Standing Seam	PBR Wall/Soffit
<b>PANEL GAUGE</b> (CIRCLE ONE)	29	OR 26
QUANTITY	FOOT	INCH

★ SEE OTHER SIDE FOR MORE ORDER DETAILS ★

**SPECIAL INSTRUCTIONS**

---



---



---



---



---



---



---



---



---



---

**STANDARD 10' TRIM****COLOR: QTY:**

1A	Ridge Cap Roof Pitch ___:12		
1B	Single Break Ridge Cap Roof Pitch ___:12		

**COLOR: QTY:**

2A	Gable Rake		
2B	Standing Seam Gable Rake		

**COLOR: QTY:**

3	Standing Seam Z Closure		
---	-------------------------	--	--

**COLOR: QTY:**

4A	Sidewall Flashing		
4B	Standing Seam Sidewall Flashing		

**COLOR: QTY:**

5	Endwall Flashing Roof Pitch ___:12		
6	Valley Flashing Roof Pitch ___:12		
7	Eave Flashing (Drip Edge) Roof Pitch ___:12		
8	FHA Eave (Standing Seam Drip Edge) Roof Pitch ___:12		
9	Transition Flashing Pitch ___:12 to ___:12		
10	Snow Bar		

**COLOR: QTY:**

11A	J-Mold (Standing Seam)		
11B	J-Mold (Soffit / Wall)		
11C	J-Mold (Tuff-Rib)		
11D	J-Mold (PBR)		

**COLOR: QTY:**

12A	Rake & Corner		
12B	PBR Rake & Corner		
12C	Small Rake & Corner		

**COLOR: QTY:**

13	Fascia		
	4"		
	6"		
	8"		
	10"		
	12"		

**COLOR: QTY:**

14	Rat Guard		
----	-----------	--	--

**COLOR: QTY:**

	Peak Flashing Roof Pitch ___:12		
--	---------------------------------	--	--

**COLOR: QTY:**

	Flat Sheet		
--	------------	--	--

**COLOR: QTY:**

	Special Trim		
See Attached	Special Trim Drawing - A -		
See Attached	Special Trim Drawing - B -		
See Attached	Special Trim Drawing - C -		
See Attached	Special Trim Drawing - D -		
See Attached	Special Trim Drawing - E -		

**For special trim please attach drawings with dimentions**

CUSTOMER NAME: \_\_\_\_\_

EMAIL ADDRESS: \_\_\_\_\_

PHONE NUMBER: \_\_\_\_\_

**SCREWS****COLOR: QTY:**

3/4" #12 WOOD GRIP (STITCH)		
3/4" #12 WOOD GRIP (STITCH)		
1" # 10 PANCAKE	N/A	
1 1/4" #12 SELF DRILL (Metal to Metal)		
2 1/4" #12 SELF DRILL (Metal to Metal)		
1 1/2" #9 WOOD GRIP		
1 1/2" #9 WOOD GRIP		
1 1/2" #14 WOOD GRIP		
1 1/2" #14 WOOD GRIP		
2 1/2" #9 WOOD GRIP		
1/4" DRILL DRIVER for #9 & #12 Screws	N/A	
5/16" DRILL DRIVER for #14 Screws	N/A	
8' Skylight Panel Tuff-Rib Profile	N/A	
12' Skylight Panel Tuff-Rib Profile	N/A	

**ACCESSORIES****QTY:**

B3- 1/4" to 5" BOOT	
B5- 3" to 7" BOOT	
B8- 7" to 13" BOOT	
B9- 1/2" to 20 1/2" BOOT	
ELECTRICAL BOOT	
TACKY TAPE 3/8" wide x 45' long	
TACKY TAPE 1" wide x 45' long	
PEEL & SEAL	
3/4" TUFF-RIB INSIDE CLOSURES	
3/4" TUFF-RIB OUTSIDE CLOSURES	
PBR PANEL INSIDE CLOSURES	
PBR PANEL OUTSIDE CLOSURES	
TUFF-RIB VENTED OUTSIDE CLOSURES	
HIP & VALLEY CLOSURE	

**ST. GEORGE, UTAH****3113 East Deseret Drive • (435) 627-1829**

StGsales@TSMetalSupply.com

**PAYSON, UTAH****1688 West American Way • (385) 297-7663**

Paysonsales@TSMetalSupply.com

**Tri-StateMetalRoofing.com**